

Adjustable Armrest for PET/CT Patient Positioning

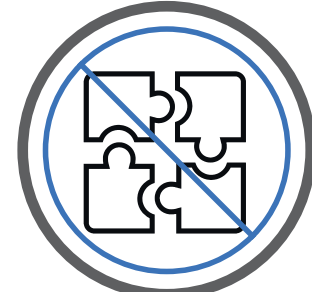
During cardiac and thoracic PET/CT scans, patients are asked to hold their arms above their heads. Keeping their arms away from the scan region decreases the total amount of radiation administered, but slight movements can corrupt the scan. A repeat takes up costly patient, technician, and facility time, as well as increasing the patient's exposure to radiation.

To solve this problem, GE Healthcare SCOPE Team designed an adjustable and user-friendly armrest for patients receiving these types of scans. It has improved functionality over competing devices and maintains simplicity for integration into the scanning process for the technicians, raising the bar for accessibility and comfort.

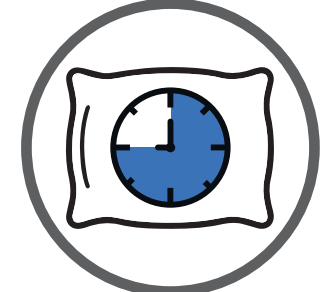


Onur Talu, Remy Boudousquie, Christian Jimenez, Elena Meyerson, and Hannah Kolano

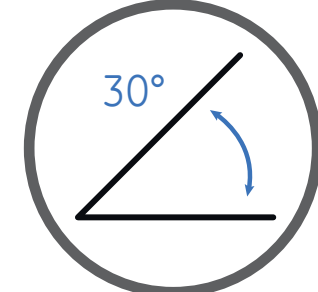
Armrest Design Requirements




Single Piece



Full Scan Comfort



Adjust Angle



Radiolucent



Secures Patient

Alisha Sarang-Sieminski
Faculty Advisor



Chad Smith
GE Liaison

Angle Locking
Allows the technician to unlock the slider with one hand to adjust the arm guide for their patient. Defaults to locked for patient safety.

Headrest
Built into the base structure. Soft foam secures and supports the patient's head and neck.

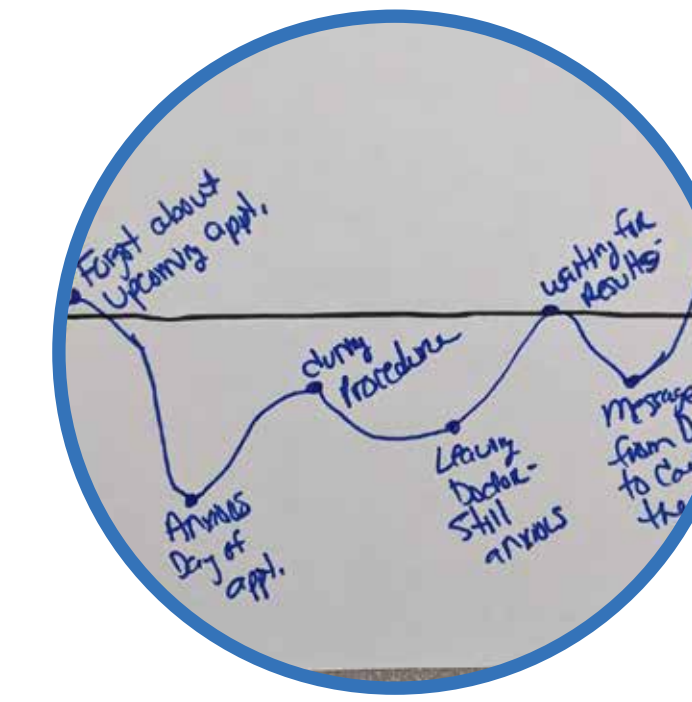
Arm Cushion
Provides comfortable arm support for patients while holding their position. It accommodates a wide range of patients.

Solid Foam Core
All support components are solid foam for comfortable positioning and radiolucent to minimize the impact on scan quality.

Living Hinge
Allows the arm guide to support patients with varying levels of sizes and ranges of mobility while minimizing streaking.

Curved Back
Back support interfaces with the cradle of the scanner and has a curved profile to provide comfortable support for patients.

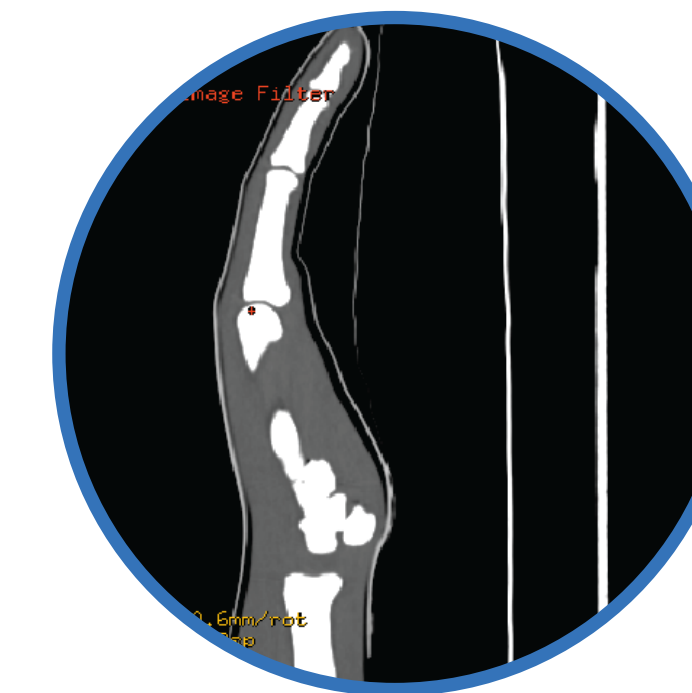
Project Timeline



Research and Interviews
We researched patient comfort and PET/CT devices, interviewed technicians and patients to come up with design considerations and criteria to supplement the requirements given to us by GE.

Concepts and Iteration

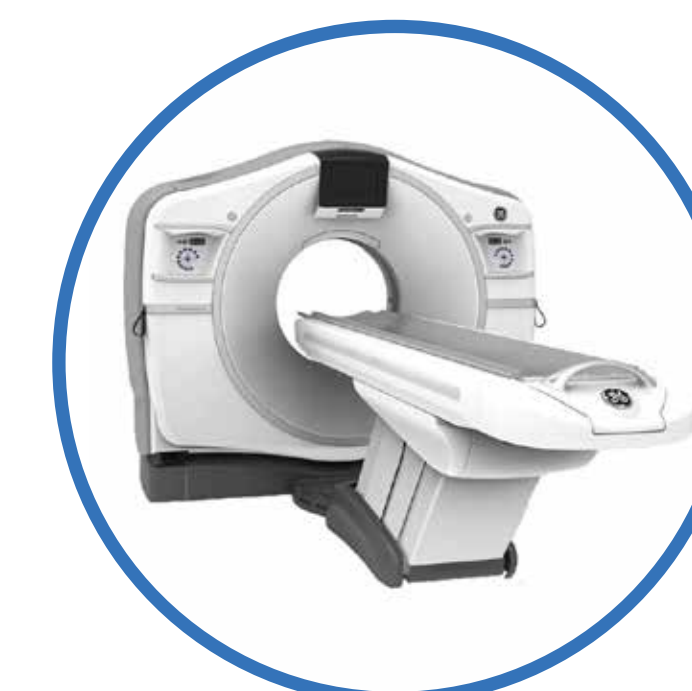
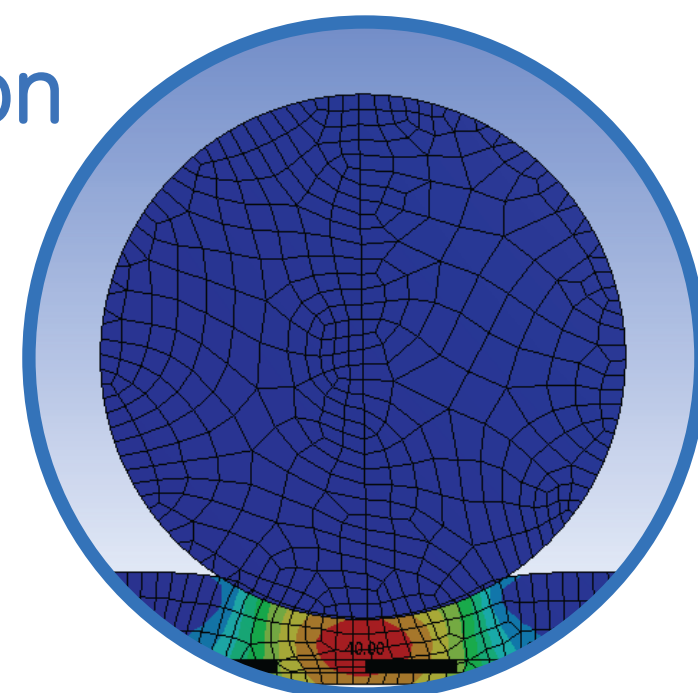
We came up with 10 concept designs, built sketch models and assessed them on our decision matrix. We continued to iterate on the 3 winning designs, built prototypes and iterated on key features.



Testing Designs
At GE Healthcare's testing facilities, we scanned on our prototypes and spoke with GE engineers about our prototypes. Based on this feedback, we chose our final concept design to move forward with.

Simulation and Verification

We simulated the ergonomics of foam types and geometries and curated suggestions on what types of foams to use in the design to maximize comfort and support for patients.



GE Continuation
We've handed off our design to GE Healthcare. They will take over the project, review our design and possibly work to incorporate it into their main product line.